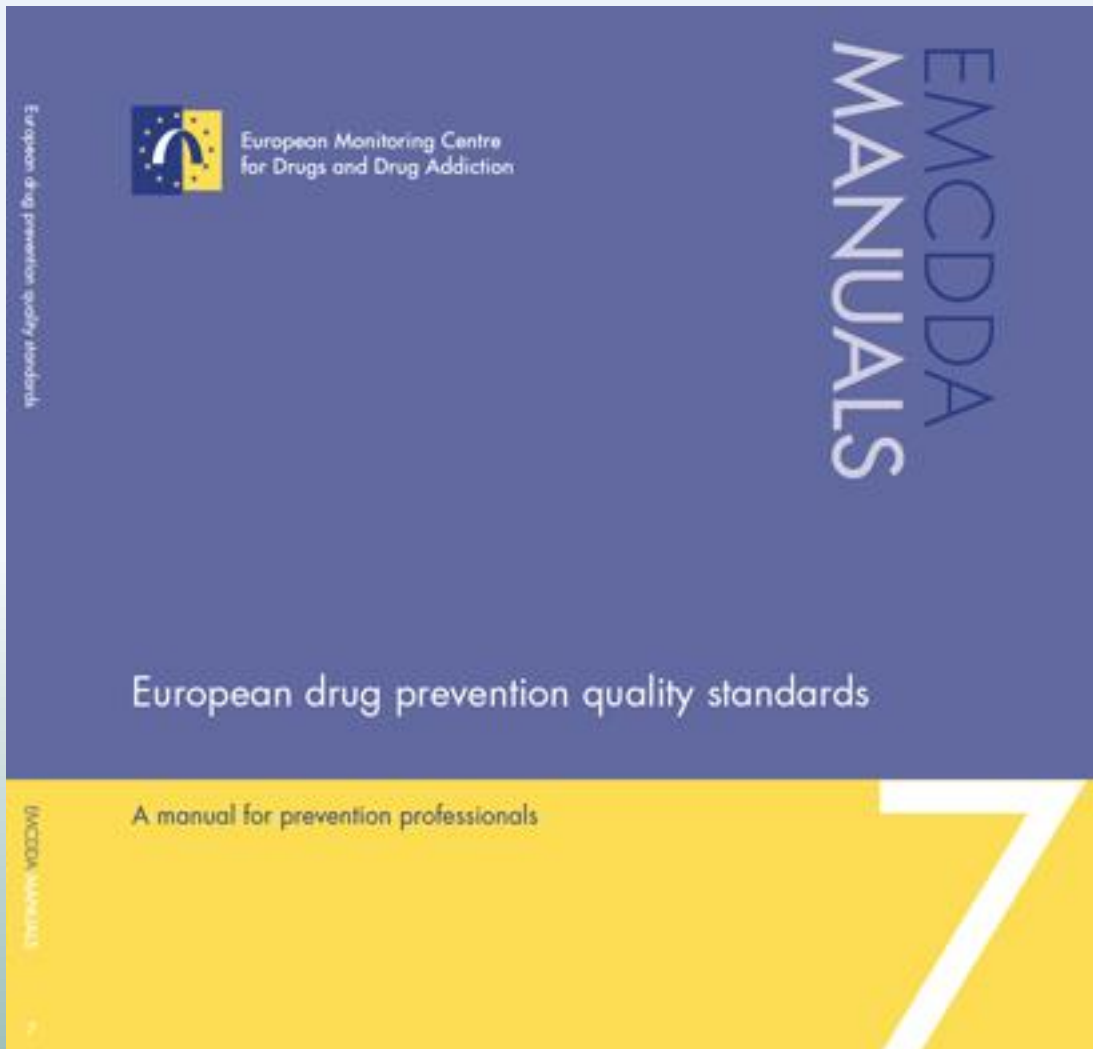




# **EDPQS Trainers' Guide**

**Rachele Donini**  
**Responsible of Prevention Unit**  
**Addiction Department**  
**ASL 2 Savonese –Italy**

**Berlin,**  
**Oct.31- Nov. 2, 2016**



<http://prevention-standards.eu/standards/>



**EDPQS Toolkit 3:  
Delivering training  
to support the use  
and implementation  
of quality standards  
(Training Toolkit)**

**Trainers' Guide**



## **Toolkit 3 is of particular value if you wish to:**

- Show others **how to use** quality standards when planning and reviewing drug prevention activities
- Develop ideas on **how to deliver** training on quality standards in an interactive and engaging way
- **Benefit from ready-prepared** materials, including presentation slides, handouts and evaluation questionnaires

# Target

- Programme Developers
- Programme Managers
- Commissioners and Funders
- Policy Makers
- Service Managers and front-line Practitioners
- School Teachers
- Educators
- Trainers
- Evaluators
- Researchers

# INDEX

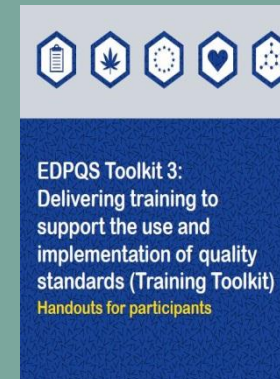
ABOUT THIS TOOLKIT	4
IMPORTANT INFORMATION ABOUT THE PROVISION OF TRAINING ON EDPQS	5
<b>CHAPTER 1. INTRODUCTION</b>	<b>6</b>
1.1 Why deliver training on the European Drug Prevention Quality Standards (EDPQS)?	6
1.2 Working with this Toolkit	7
1.3 Learning outcomes and the EDPQS Theory of Change	9
1.4 The training units	10
1.5 Recommended training modules (Short Training, One Day, Two Days)	11
1.6 A note on modifying Units, PowerPoint slides and the handouts	15
<b>CHAPTER 2. PLANNING THE TRAINING ACCORDING TO PARTICIPANT NEEDS</b>	<b>16</b>
2.1 Assessing participant needs	16
2.2 The local context	17
2.3 Participants' level of expertise	18
2.4 Participants' professional role	20
2.5 Homogeneous or heterogeneous groups?	22
<b>CHAPTER 3. DESCRIPTION OF THE ACTIVITIES</b>	<b>23</b>
<b>Unit 0. Opening Session</b>	<b>23</b>
<b>Unit 0A. Opening Session Day 2</b>	<b>25</b>
<b>Unit 1. Sharing the premises</b>	<b>26</b>
<b>Unit 1A. Brief sharing of the premises</b>	<b>29</b>
<b>Unit 2. Presentation: EDPQS</b>	<b>32</b>
<b>Unit 2A. Presentation: EDPQS Support materials</b>	<b>34</b>
<b>Unit 3. Presentation: EDPQS Checklist &amp; Case study 1</b>	<b>35</b>
<b>Side note: Using example projects and case studies as part of the training</b>	<b>36</b>
<b>Unit 4. Project Analysis using Case Study 2</b>	<b>38</b>
<b>Unit 4A. Project Analysis using Case Study 2 (shorter version)</b>	<b>41</b>
<b>Unit 4B. Self-reflection using Toolkit 2</b>	<b>42</b>
<b>Unit 5. Project Building</b>	<b>46</b>
<b>Unit 5A. Compo Building</b>	<b>49</b>
<b>Unit 6. Project Revisions</b>	<b>51</b>
<b>Unit 7. Promoting Quality in Prevention</b>	<b>54</b>
<b>Unit 8. Conclusions and Closing session</b>	<b>56</b>
<b>Unit 8A. Conclusions Day 1</b>	<b>58</b>
<b>CHAPTER 4. RECOMMENDATIONS FOR A SUCCESSFUL TRAINING</b>	<b>59</b>
4.1 Trainers' knowledge and skills	59
4.2 Advertising training contents – matching participants' expectations and training contents	61
4.3 Responding to difficult comments and questions	62
4.4 Evaluation of the training	63
<b>ACKNOWLEDGEMENTS</b>	<b>69</b>

# Materials

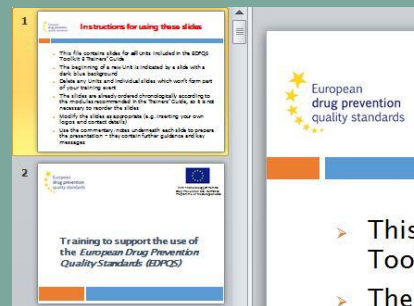
➤ Trainers' guide



➤ Handouts for participants



➤ Ppt



Two tools:

- Needs assessment form
- Training planning grid

Local context informations

**To tailor the training to the target's needs**



# Adapting the training to the target's needs: University Students

- We chose the 2 days training
- We spoke to people who didn't know about EDPQS and that hadn't had any experience of working in the prevention field
- University invited us to offer a more practical, than theoretical laboratory, so we emphasized the project and compo building
- We approached the theoretical parts in a more interactive way to assure students' involvement

# Evaluation tools

- Pre-post quiz
- Satisfaction form
- Trainer self reflection form
- Overview of evaluation findings and conclusions

# University of Genoa Seminar

## Evaluation

[File Excel](#)

# University of Genoa Seminar Evaluation

- ✓ Overall satisfaction: clear objectives, interesting contents, trainers appreciated
- ✓ Liked most: project building, group work, experimenting personal project building skills
- ✓ Liked less: Checklist analysis because less interactive, theoretical part, lack of time to deepen project building
- ✓ Increase in awareness of EDPQS and need for quality, motivation to use EDPQS, skills and knowledge on how to apply EDPQS

